


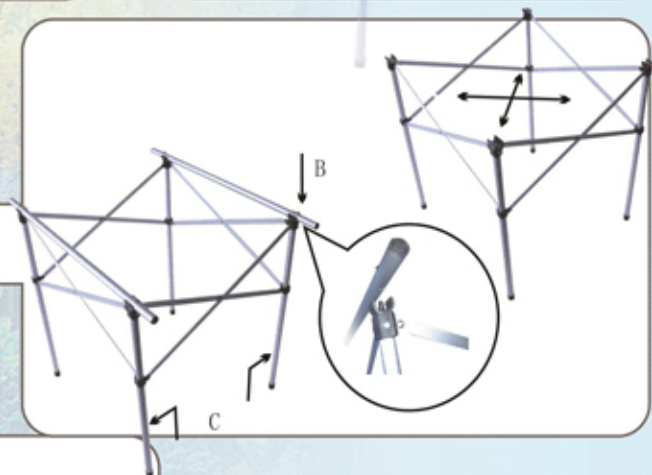
# Camp Table Assembly Instructions




A B C D

**A. Top Support Panels**  
**B. Leg Support Tubes**  
**C. Frame Legs**  
**D. Table Top**

**Open the Frame Legs(C) by spreading each leg apart. Attach the Leg Support Tubes(B) inside the plastic connectors at the top of each leg.**



**Place the Top Support Panels(A) on top of the Leg Support Tubes(B)**



**Unroll the Table Top(D) and place it between the Top Support Panels(A).**

**The assembled table should appear as shown here.**

